



REFUSE

TRUCKS



MODELS

- 520
- 567
- 348
- 220

Street tough
meets
street smart.



The Model 520 standard halogen headlamps deliver class-leading forward illumination, while pantograph wipers provide expansive windshield coverage for outstanding visibility.

The Model 520 is designed for maximum versatility and is available in left-hand drive, right-hand drive, dual-seated and right-hand stand-up configurations.

The interior features an ergonomic dash design with LED-backlit gauges, a driver information display and easy-to-reach rocker switches.



M O D E L

520

THE UNDISPUTED REFUSE CHAMPION.

Available in four driving configurations, the Model 520 is the clear choice for automated front loader, side loader and rear loader operations. The rugged all-aluminum cab provides exceptional durability and low maintenance. Powertrain options include the PACCAR MX-11, PX-9 and several natural gas options ideally configured for your specific application. An RP170 connection as well as a joystick mounting pad come standard for seamless body integration. The driving position and ergonomic dash and center console provide an optimum work environment with commanding views of the road and easy access to instruments and controls. Whether for commercial or residential refuse applications, the Model 520 is proven like no other low cab forward in the market today.

The center console features angled control panels that allow full visibility and easy access to controls from either side of the vehicle.

The Model 520s center console provides excellent connectivity for body controls and allows easy access to service points for maximum uptime.

The Model 520 comes standard with the PACCAR 20K steer axle. Designed for demanding vocational applications, the PACCAR steer axle is lightweight and durable and provides excellent maneuverability.





M O D E L

567

BUILT TOUGH FOR ANY JOB.

Peterbilt's Model 567 defines ruggedness and reliability for the refuse market. It is available in set-forward and set-back front axle configurations. The aluminum cab structure provides long-lasting durability and comes standard to meet severe service requirements. Inside, the spacious cab offers a comfortable work space for drivers. On the job, the sloped hood and large, one-piece windshield provide exceptional visibility. The durable Metton® hood is designed to withstand the most punishing operating conditions. Peterbilt's signature pod-mounted headlamps are corrosion resistant and easy to replace. The Model 567 is available as a full truck or tractor in 115" or 121" BBC configurations and as a day cab or with a selection of detachable sleepers. The Model 567 is ideal for roll-off, transfer container and rear loader applications.

The Model 567 is available with a choice of three PACCAR Engines. The 12.9-liter MX-13 offers up to 510 hp and 1,850 lb.-ft. of torque and is ideal for heavy applications. The 10.8-liter MX-11 offers up to 430 hp and 1,650 lb.-ft. of torque for more weight-sensitive applications. The 8.9-liter PX-9 offers up to 380 hp and 1,250 lb.-ft. of torque and is designed for maximum efficiency.

Plenty of safety features are available on the Model 567 – from a sloped hood and large rear-view mirrors for excellent visibility around congested worksites, to state-of-the-art stability control and collision-mitigation systems. Other options include knurled-grip exterior grab handles and high-visibility interior grab handles as well as safety belts.

The durable aluminum cab is built to last with the highest quality fit. The cab also meets the stringent SAE and ECE cab rollover standards.





M O D E L

348

READY TO TAKE ON THE TOUGHEST TASKS.

The Model 348 is rightsized for the Class 7/8 refuse market. The sturdy aluminum cab and durable Metton hood provide a dependable and rattle-free operation. Available with the PACCAR PX-7, PX-9 or the Cummins-Westport L9N natural gas engine, the Model 348 can be configured to get the job done. The reliable and ergonomic dash features LED-backlit gauges that are easy to read, a driver information display for critical vehicle data and rocker switches within easy reach. Collision mitigation technology is also available for enhanced safety.

Available in both medium- and heavy-duty configurations, PACCAR PX engines give customers outstanding fuel economy, greater reliability and unsurpassed performance. The 6.7-liter PACCAR PX-7 engine minimizes operational costs and maximizes uptime, while the 8.9-liter PACCAR PX-9 engine has one of the highest power-to-weight ratios in its class.

Designed to be durable yet light, the Model 348 features a corrosion-resistant all-aluminum cab, a strong and lightweight Metton® hood, and is available in either a truck or tractor configuration with a GVW between 33,000 and 66,000 lbs.

Built around Peterbilt's signature all-aluminum cab, the Model 348 is lightweight yet strong for maximum durability. Huck-bolted with lap seam construction, it offers years of virtually watertight performance.





M O D E L

220


TOUGH AND NIMBLE.

Big expectations come in a compact package with Peterbilt's Model 220. Perfect for urban refuse retrieval, the Model 220 features excellent visibility, superior maneuverability, an ergonomic interior and efficient powertrain. With a low chassis weight, it's perfect for high-volume payloads, while the standard automatic transmission and front air disc brakes help to provide a comfortable driver experience. The Model 220 is available with a GVW of 26,000–33,000 lbs. to offer either a Class 6 or Class 7 configuration. No matter how you configure it, it's designed to give you a lifetime of value for a big return on your investment.

With a tight turning radius, the Model 220 tackles confined spaces and masters difficult maneuvers.




The spacious interior features a wrap-around dash with a driver information display, a multifunction steering wheel and optional seating to fit up to three people in the cab.



Exceptional visibility results from the combination of an expansive windshield, extra-large side windows and heated mirrors.



POWERFUL PARTNERS IN A DRIVEN BUSINESS.



PACCAR MX-13

The PACCAR MX-13 combines maximum power with outstanding fuel efficiency to optimize performance for an overall low cost of ownership in virtually any application. It features SmartLINQ® technology that ensures trucks are running at peak performance. Available with a wide range of horsepower and torque options, the MX-13 delivers maximum performance at low engine speeds.


Available in the Model 567.



PACCAR MX-11

The PACCAR MX-11 engine provides exceptional performance, weight savings and fuel efficiency. The 10.8-liter engine has an output of up to 430 hp and 1,650 lb.-ft. of torque, and the SmartLINQ technology ensures trucks are running at peak performance. The PACCAR MX-11's technologically advanced design delivers the highest levels of quality and reliability.

Available in the Models 520 and 567.



PACCAR PX-9

The 8.9-liter PACCAR PX-9 engine is available in several power ratings to meet the needs of both medium- and heavy-duty configurations. The PX-9 delivers the durability and efficiency needed to lower operating expenses, reduce maintenance and increase productivity.

Available in the Models 567, 520 and 348.

PACCAR ENGINES



PACCAR PX-7


The 6.7-liter PACCAR PX-7 engine delivers superior performance, minimizes operational costs and maximizes uptime for medium-duty customers. Reduced maintenance, long service intervals and excellent fuel efficiency add up to a superior lifetime value. The PACCAR PX-7 is available in horsepower ratings from 200 to 360 hp and offers up to 800 lb.-ft. of torque.

Available in the Models 348 and 220.



NATURAL GAS CONFIGURATIONS

Peterbilt continues to lead the industry in natural gas technology with the availability of the Cummins-Westport L9N and ISX12N Near Zero Emissions engines. These engines meet the optional Near Zero NOx Emissions standards of 0.02 g/bhp-hr for refuse applications from both the U.S. Environmental Protection Agency (EPA) and Air Resources Board (ARB) in California. Both near zero engines deliver optimized performance and improved fuel economy while operating on compressed (CNG), liquefied (LNG), renewable natural gas or biomethane that meets fuel-quality specifications.





CLASS PAYS

 [facebook.com/PeterbiltMotors](https://www.facebook.com/PeterbiltMotors)

Note: Equipment and specifications shown in this brochure are subject to change without notice. Consult with your Peterbilt dealer for standard and optional equipment.

PETE-9915 2/2019